

Wild Animal Beginning Sound Clip Cards

By Nancy Alvarez



**En
Español**



Terms of Use

Graphics and fonts are copyright Dianne J. Hook
www.djinkers.com. DJ Inkers License #1212178032.

This product is for personal classroom use only. No commercial use or sharing of this product through internet groups/blogs, list servers, forums, offline groups, school district websites/servers, or personal websites. Again, these may not be shared or passed through e-mail or any graphic group or forum. No mass production is permitted and may not be sold on your personal website. You may pin this activity to Pinterest but it must include a link back to my blog or store.



<http://www.teacherspayteachers.com/Store/Nancy-Alvarez>
<http://teachingwithnancy.blogspot.com/>

Visit my blog for additional teaching ideas and resources.


Thanks Nancy

Instructions: Print on cardstock. Cut cards apart and laminate for durability.

How to use: Say the name of the animal. Clip a clothespin over the letter that makes the sound you hear in the beginning of the word.



k t i




© Nancy Alvarez 2013

i i n




© Nancy Alvarez 2013

b
p o



© Nancy Alvarez 2013

g
a i



© Nancy Alvarez 2013

b p a



© Nancy Alvarez 2013

r o c




© Nancy Alvarez 2013

k o a




© Nancy Alvarez 2013

d n r




© Nancy Alvarez 2013

e i t



© Nancy Alvarez 2013

h p o



© Nancy Alvarez 2013

b
r c




© Nancy Alvarez 2013

t
e r




© Nancy Alvarez 2013

c m i



© Nancy Alvarez 2013

f j r



© Nancy Alvarez 2013