


PreK-K

A Bushel of Numbers



Counting 1-10

Instructions

Print in color on white cardstock. Laminate and cut cards apart.

How to use:


Small Group/Center Activity: Ask students to look at the basket and identify the number represented on the ten frame. Have students find the three apples that go in that basket. The numbers 1-10 are represented with numerals, seed sets, and tally marks. Easily differentiate this activity by limiting the number or ways a number is represented.


Small Group/Center Activity: Using only individual apple cards play a traditional matching or memory game.

Whole Group: Pass out two sets of apple cards, one card per student. Ask students to find the classmate with a card that represents their number in a different way. To extend this activity ask partners to stand side by side and make a line in order from 1-10 based on the number card they are holding. (Students with the #1 will be first, #2 will be second, etc.)

Transition Activity: Pass out apple cards to students. Have students line up, go to centers, etc. when they hear the teacher say the number they are holding.

Assessment: Show student three cards two that are equal and one that is not. Ask the student to point to the card that is not equal to the other two.






© Nancy Alvarez 2013



© Nancy Alvarez 2013



© Nancy Alvarez 2013



© Nancy Alvarez 2013



© Nancy Alvarez 2013



© Nancy Alvarez 2013



© Nancy Alvarez 2013




© Nancy Alvarez 2013




© Nancy Alvarez 2013




© Nancy Alvarez 2013




© Nancy Alvarez 2013




© Nancy Alvarez 2013




© Nancy Alvarez 2013




© Nancy Alvarez 2013




© Nancy Alvarez 2013




© Nancy Alvarez 2013




© Nancy Alvarez 2013




© Nancy Alvarez 2013




© Nancy Alvarez 2013




© Nancy Alvarez 2013




© Nancy Alvarez 2013




© Nancy Alvarez 2013




© Nancy Alvarez 2013




© Nancy Alvarez 2013



© Nancy Alvarez 2013




© Nancy Alvarez 2013




© Nancy Alvarez 2013



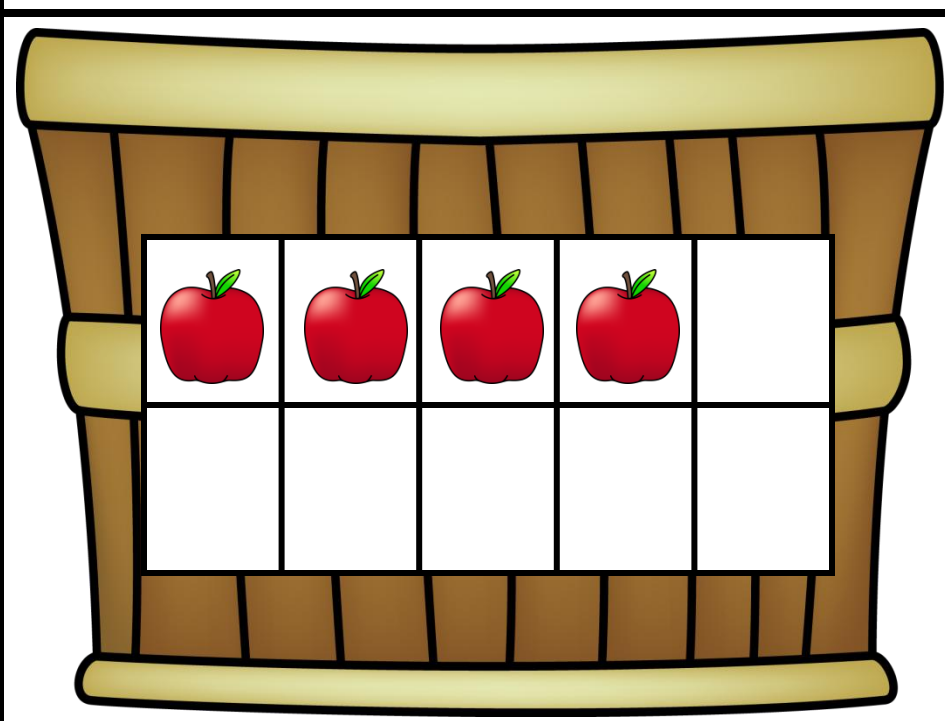
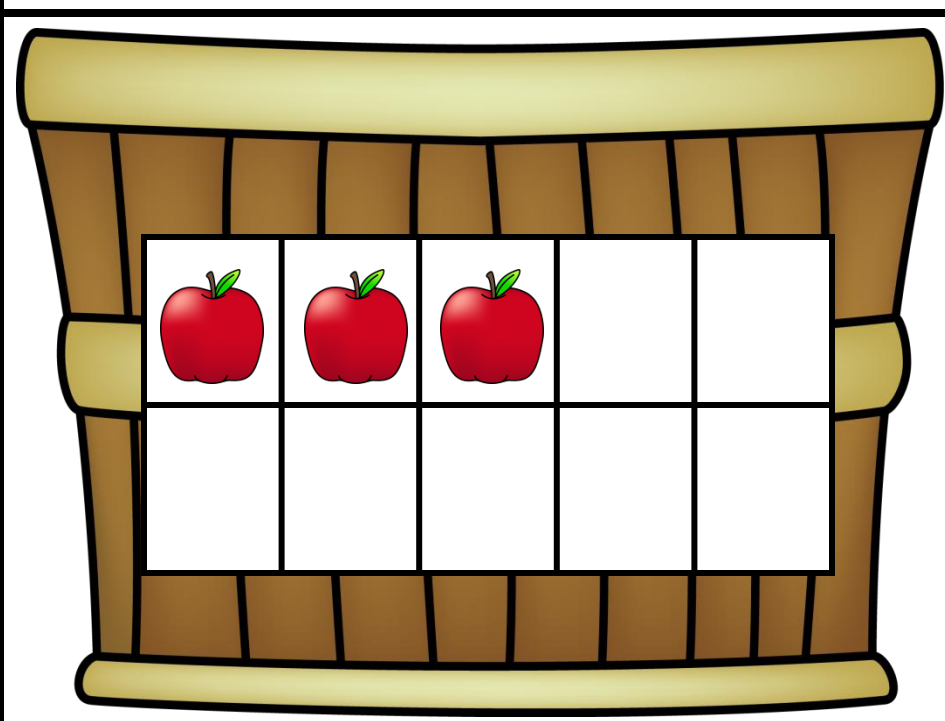
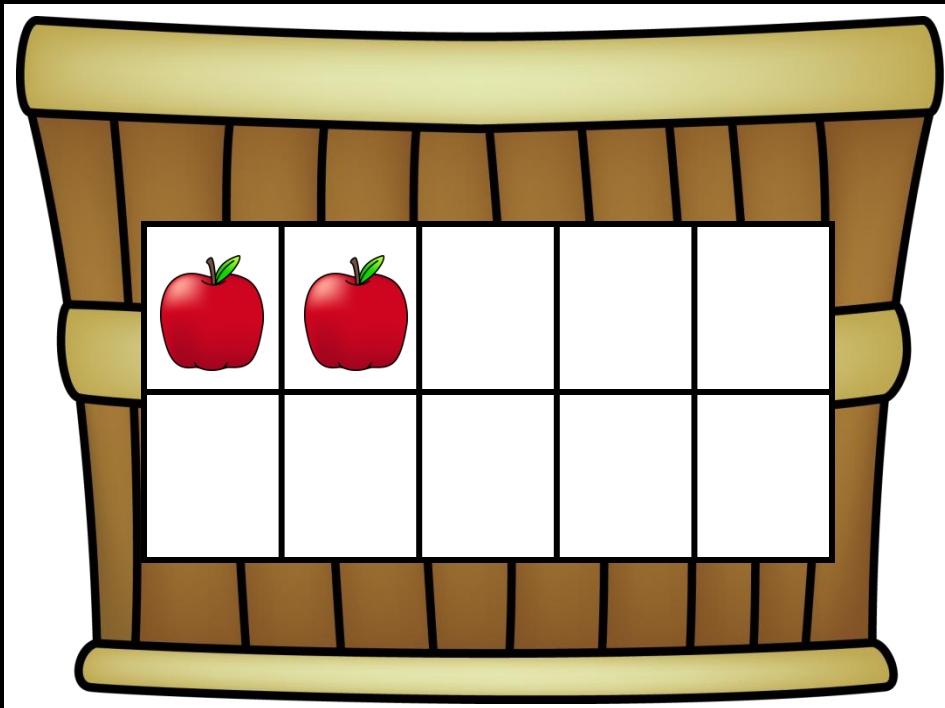

© Nancy Alvarez 2013




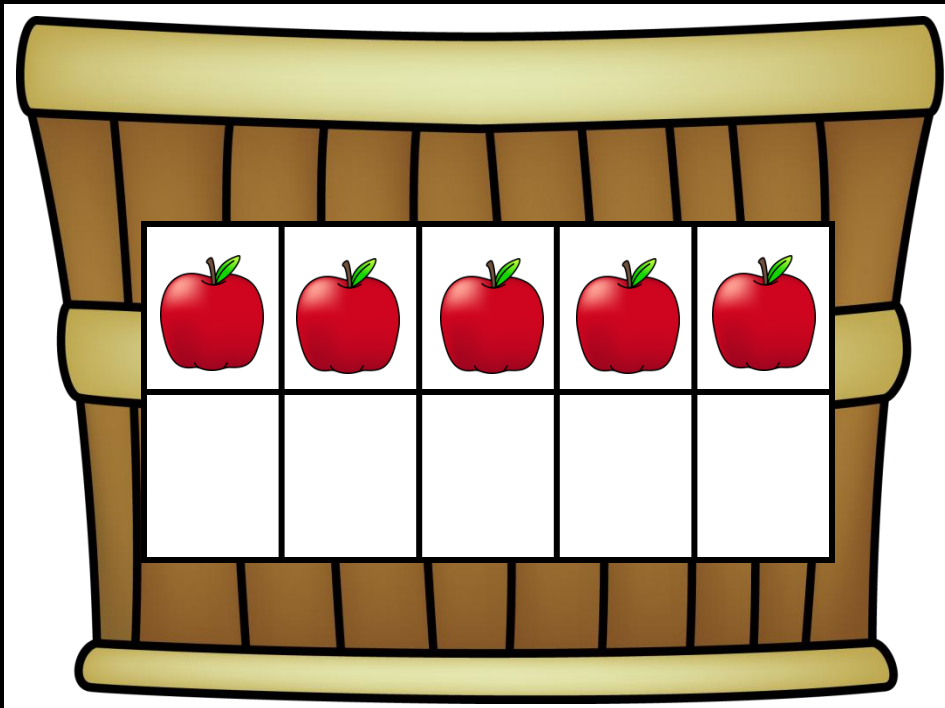




© Nancy Alvarez 2013



© Nancy Alvarez 2013







Credits & Terms of Use


Graphics and fonts in this product are protected by copyright.
Whimsy Clips www.whimsyclips.com , Dianne J. Hook www.djinkers.com and
Zip-A-Dee Doo-Dah Desgins
<http://www.etsy.com/shop/zipadeedoodah>



License #: 1212178032



License #: 0413183827



<http://www.etsy.com/shop/ZipADeeDooDahDesign>

This product is for personal classroom use only. No commercial use or sharing of this product through internet groups, blogs, list servers, forums, offline groups, school district websites, servers, or personal websites. This product may not be shared or passed through e-mail or any graphic group or forum. Mass production is prohibited and it may not be sold on your personal website.

To receive notifications of my new products, freebies, sales and giveaways, please follow my store.

For additional teaching ideas and resources visit my blog at
www.teachingwithnancy.com

Thank you for your purchase. I value your feedback.

-Nancy