


PreK-K

En  
Español

# Canasta de Rimas



Phonological Awareness


# Instructions

Print in color on white cardstock. Laminate baskets and apple picture cards. Cut all cards apart. You will also need 18 clothespins and a hot glue gun. Glue the baskets to the clothespin so that the top of the basket is even with the top of the clothespin. Optional: Instead of gluing baskets to clothespins, tape the baskets to small plastic cups.

## How to use:

**Small Group/Center Activity:** Ask students to look at the picture on the basket and find the apple with pictures that rhymes and clip it.

**Whole Group:** Pass out all the apple and basket cards, one per student. Ask all students to stand. Ask students to find the classmate whose picture rhymes with theirs and hold them up.



# Answers

nuez-pez

plancha-lancha

campana-manzana

pato-gato

gorro-zorro

trompeta-cometa

bellota-pelota

niña-piña

noche-coche

galletas-paletas

oso-pozo


corbata-piñata


castillo-ladrillo

dragón-vagón

queso-hueso

oruga-tortuga







© Nancy Alvarez 2013




© Nancy Alvarez 2013




© Nancy Alvarez 2013




© Nancy Alvarez 2013




© Nancy Alvarez 2013




© Nancy Alvarez 2013



© Nancy Alvarez 2013



© Nancy Alvarez 2013




© Nancy Alvarez 2013




© Nancy Alvarez 2013




© Nancy Alvarez 2013




© Nancy Alvarez 2013




© Nancy Alvarez 2013




© Nancy Alvarez 2013



© Nancy Alvarez 2013



Graphics © www.djinkers.com




# Canasta de Rimas



Colorea las dos manzanas que tiene dibujos que riman.

1.				7.				13.			
2.				8.				14.			
3.				9.				15.			
4.				10.				16.			
5.				11.				17.			
6.				12.				18.			

# Canasta de Rimas




Colorea las dos manzanas que tiene dibujos que riman.

1.				7.				13.			
2.				8.				14.			
3.				9.				15.			
4.				10.				16.			
5.				11.				17.			
6.				12.				18.			

# Credits & Terms of Use

Graphics and fonts in this product are protected by copyright. Whimsy Clips [www.whimsyclips.com](http://www.whimsyclips.com) , Dianne J. Hook [www.djinkers.com](http://www.djinkers.com) and Zip-A-Dee Doo-Dah Desgins, Laura Strickland [www.mycutegraphics.com](http://www.mycutegraphics.com) <http://www.etsy.com/shop/zipadeedoodah> [www.fonts4teachers.com](http://www.fonts4teachers.com)



<http://www.etsy.com/shop/ZipAdeeDooDahDesign>



This product is for personal classroom use only. No commercial use or sharing of this product through internet groups, blogs, list servers, forums, offline groups, school district websites, servers, or personal websites. This product may not be shared or passed through e-mail or any graphic group or forum. Mass production is prohibited and it may not be sold on your personal website.

To receive notifications of my new products, freebies, sales and giveaways, please follow my store.

For additional teaching ideas and resources visit my blog at [www.teachingwithnancy.com](http://www.teachingwithnancy.com)

Thank you for your purchase. I value your feedback.

-Nancy