


Rhyming Words QR Code Fun Freebie!

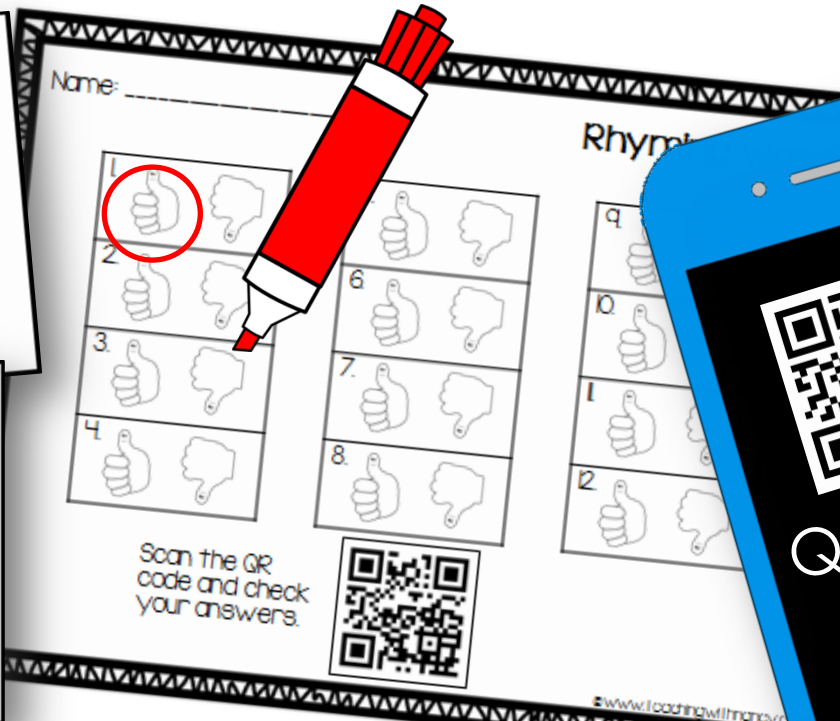


www.teachingwithnancy.com

Instructions: Print in color on white cardstock. Laminate for durability and cut cards apart. Make multiple copies of the answer recording sheet. Answer recording sheets do not have instructions to allow you to decide if you would like students to color or circle the answers. Students will need dry erase markers or clothespins to indicate the correct answers. Provide students with a smart device that can read QR codes.

How to use: Choose a card. Scan the QR code and listen to the two words. If the two words rhyme circle the thumbs up with a dry erase marker or clip a clothespin over it. If the words do not rhyme, mark the thumbs down. Record your answers on the answer recording sheet. When you are finished with all 12 cards, scan the QR code and check your work.

Answers:
look-book
snail-pail
face-bake
pear-chair
feet-street
corn-boy
dog-sock
road-toad
tail-mouse
head-bed
door-pencil
wagon-dragon




1.



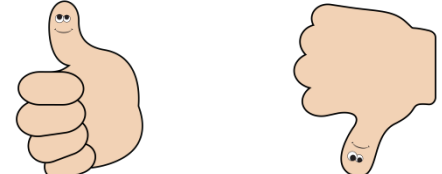
© Nancy Alvarez 2014




2.



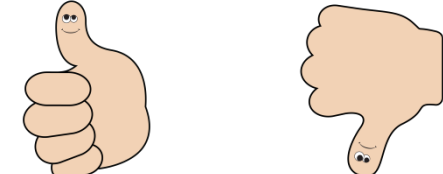
© Nancy Alvarez 2014




3.



© Nancy Alvarez 2014




4.



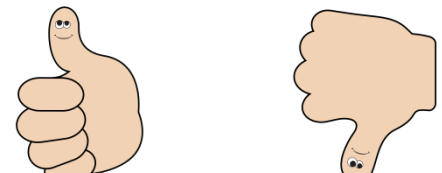
© Nancy Alvarez 2014




5.



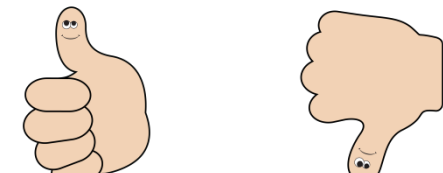
© Nancy Alvarez 2014




6.




© Nancy Alvarez 2014



7.





8.



9.



10.



11.



















12.











Name: _____


Rhyming Words

1.		
2.		
3.		
4.		

5.		
6.		
7.		
8.		









9.		
10.		
11.		
12.		









Scan the QR
code and check
your answers.











Name: _____

Rhyming Words

1.		
2.		
3.		
4.		

5.		
6.		
7.		
8.		

9.		
10.		
11.		
12.		

Scan the QR
code and check
your answers.



Credits and Terms of Use

Graphics and fonts in this product are protected by copyright.

Creative Clips <http://thecreativechalkboard.blogspot.com/>

Whimsy Clips <http://www.whimsyclips.com>

Creative to the Core <http://creativetothecore.wordpress.com/>

Dancing Crayon Designs <http://www.dancingcrayon.com/>

This product is for personal classroom use only. No commercial use or sharing of this product through internet groups, blogs, list servers, forums, offline groups, school district websites, servers, or personal websites. This product may not be shared or passed through e-mail or any graphic group or forum. Mass production is prohibited and it may not be sold on your personal website.

To receive notifications of my new products, freebies, sales and giveaways, please follow my store. For additional teaching ideas and resources visit my blog at www.teachingwithnancy.com.

I value your feedback.

- Nancy

