

Ruby Bridges

Spanish Extension Pages



Social Studies K-3

Un día en la vida de Ruby

Use the images to have students write the events that took place on Ruby's First day at William Frantz Elementary School.


Example:

1. Protesters did not want Ruby to attend William Frantz because of the color of her skin. They held signs and shouted mean things at her.
2. Ruby's mom and U.S. marshals walked Ruby into the school on her first day. The U.S. marshals kept Ruby safe.
3. Ms. Henry gave Ruby a hug when she first met her and let Ruby choose any seat she wanted.
4. Ruby felt alone in class because she was the only student. All the other desks were empty.
5. Ms. Henry taught Ruby the letters of the alphabet. Ms. Henry sat next to Ruby instead of at her teacher desk. Ruby liked Ms. Henry.


Make a book, timeline or flip book. Here is one example.




Un día
ella
vida
de
Ruby
Bridges



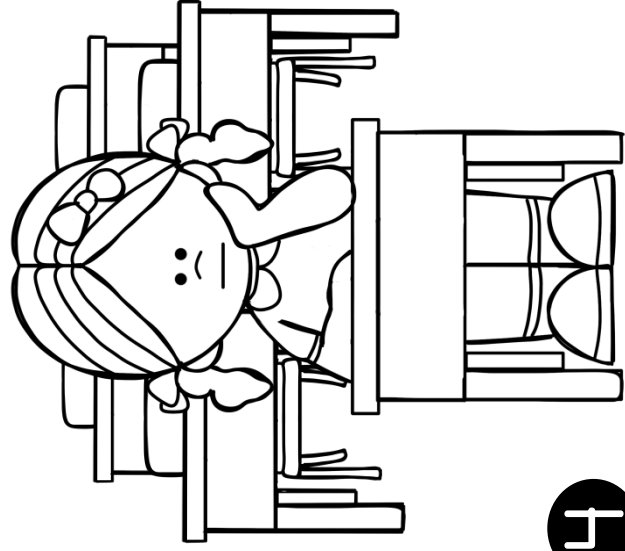
1




2




3




4



5



Palabras que describen a
Ruby Bridges



Nombre: _____

Ruby Bridges

Línea de tiempo

1954	1958	1960	1964	1965

www.teachingwithnancy.com

Norman Rockwell pinto la pintura *El problema con el que todos convivimos*.

Ruby asistió su primer día de clases en la escuela William Frantz.

Ruby nació en el estado de Mississippi un 8 de septiembre.

Ruby y su familia se mudan para el estado de New Orleans.

Ruby termina primer grado en su escuela nueva.

Nombre: _____

Biografía de Ruby Bridges



Fecha de nacimiento: _____

Lugar de nacimiento: _____

Por que es famosa: _____

Mayores logros: _____

Escribe tres palabras que describen a Ruby Bridges.

Tres cosas interesantes que aprendí acerca de Ruby Bridges.


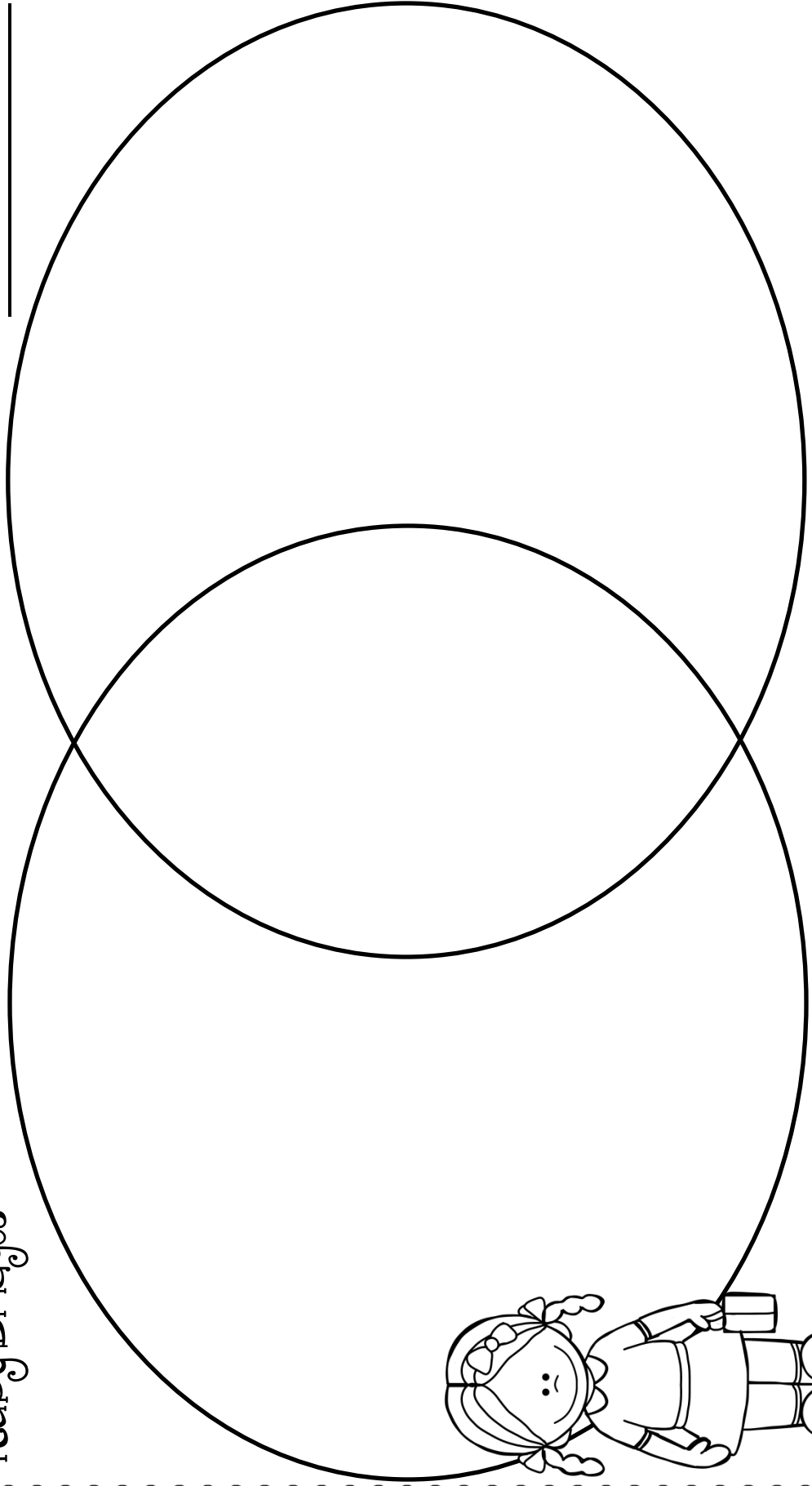
1. _____

2. _____

3. _____

Comparar y Contrastar


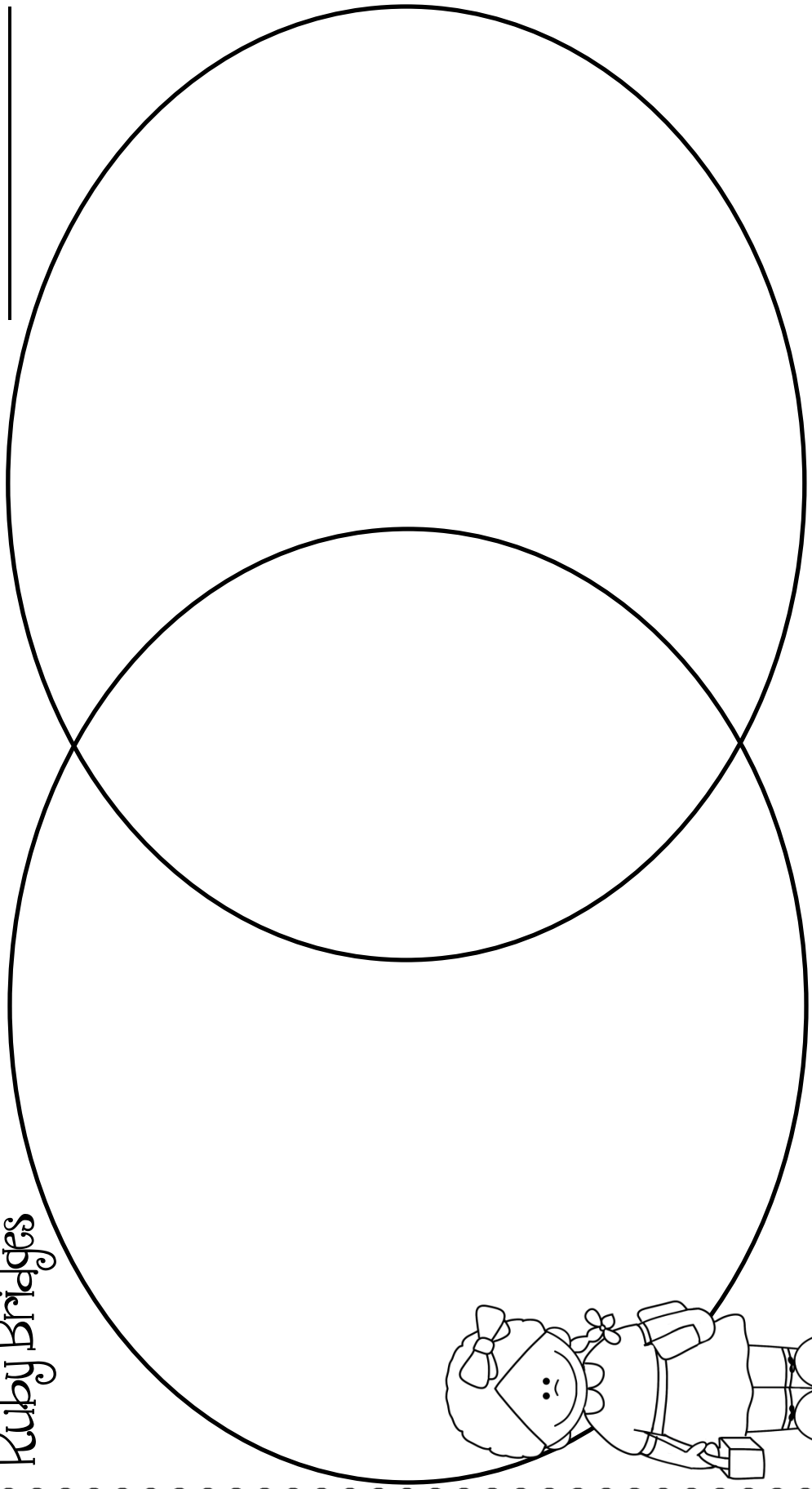
Ruby Bridges



Comparar y Contrastar

Compara el primer día de clases de Ruby en su nueva escuela con tu experiencia el primer día de clases.

Ruby Bridges



Nombre: _____

Causa y Efecto



Empty box for Cause.



Empty box for Effect.

Empty box for Cause.



Empty box for Effect.

Empty box for Cause.



Empty box for Effect.

Empty box for Cause.



Empty box for Effect.

Empty box for Cause.



Empty box for Effect.


Terms of Use and Credits

Graphics and fonts in this product are protected by copyright.

Educlips <http://edu-clips.com/>

Whimsy Clips <http://www.whimsyclips.com/>

Graphics from the Pond www.graphicsfromthepond.blogspot.com



This product is for the personal classroom use of one teacher only. No commercial use or sharing of this product through internet groups, blogs, list servers, forums, offline groups, school district websites, servers, or personal websites. This product may not be shared or passed through e-mail or any graphic group or forum. Mass production is prohibited and it may not be sold on your personal website.

To receive notifications of my new products, freebies, sales and giveaways, please follow my store. For additional teaching ideas and resources visit my blog at www.teachingwithnancy.com

I value your feedback.

- Nancy

