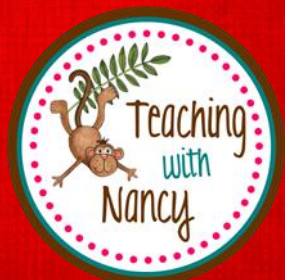



# Sílabas Iniciales

Initial Syllable Identification



Spanish Early Literacy K-1

## Teacher Instructions:

Print in color on white cardstock. Laminate for durability and cut cards apart. Make multiple copies of the answer recording sheet. Students will also need clothespins, dry erase markers or any other small manipulative to indicate the correct answers.

To use the QR scan and check feature, you will need a smart device with a app than can scan and read QR codes. [I recommend QR Reader by Scan. It is free and has no adds.](#)

This activity can be used during small group instruction or as an independent practice station.

## How to use:

Select a card. Look at the picture and say its name aloud. Choose the syllable it begins with. Record your answers on the answer recording sheet. Scan the QR code when you are finished to check your work.





1



© Nancy Alvarez 2015

che

cho

chi

2



© Nancy Alvarez 2015

ve

ge

je

3



© Nancy Alvarez 2015

bi

be

bu

4



© Nancy Alvarez 2015

re

ra

ro

Nombre: \_\_\_\_\_

Escribe las sílabas iniciales.

# Silabas Iniciales




1.	chi	7.	nu
2.	ve	8.	ko
3.	bi	9.	ta
4.	ro	10.	bo
5.	cho	11.	di
6.	pe	12.	bu

Escanea el código QR y revisa tus respuestas.



Colorea una palomita de maíz por cada respuesta correcta.



## Teacher Instructions:

Print in color on white cardstock. Laminate for durability and cut cards apart. Make multiple copies of the answer recording sheet. Students will also need clothespins, dry erase markers or any other small manipulative to indicate the correct answers.

To use the QR scan and check feature, you will need a smart device with a app than can scan and read QR codes. [I recommend QR Reader by Scan. It is free and has no adds.](#)

This activity can be used during small group instruction or as an independent practice station.

## How to use:

Select a card. Look at the picture and say its name aloud. Choose the syllable it begins with. Record your answers on the answer recording sheet. Scan the QR code when you are finished to check your work.






re

ro

ra




1

te

ti

tu




2

mu

bu

fu





3

ja

ge

ha



4

© Nancy Alvarez 2015

© Nancy Alvarez 2015

© Nancy Alvarez 2015

© Nancy Alvarez 2015

Nombre: \_\_\_\_\_

Escribe las sílabas iniciales.

# Silabas Iniciales




1.	ra	7.	ti
2.	ti	8.	pi
3.	bu	9.	te
4.	ja	10.	la
5.	zo	11.	ni
6.	re	12.	fo

Escanea el código QR y revisa tus respuestas.



Colorea una palomita de maíz por cada respuesta correcta.



## Teacher Instructions:

Print in color on white cardstock. Laminate for durability and cut cards apart. Make multiple copies of the answer recording sheet. Students will also need clothespins, dry erase markers or any other small manipulative to indicate the correct answers.

To use the QR scan and check feature, you will need a smart device with a app than can scan and read QR codes. [I recommend QR Reader by Scan. It is free and has no adds.](#)

This activity can be used during small group instruction or as an independent practice station.

## How to use:





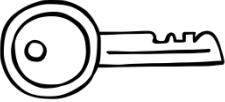








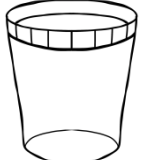




Select a circle. Read the syllable aloud. Choose the picture that begins with that syllable sound. Record your answers on the answer recording sheet. Scan the QR code when you are finished to check your work.


















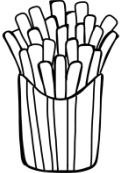




Nombre: \_\_\_\_\_

Colorea las respuestas.


1.			
2.			
3.			
4.			
5.			
6.			

7.			
8.			
9.			
10.			
11.			
12.			

# Silabas Iniciales



Escanea el código QR y revisa tus respuestas.



Colorea una palomita de maíz por cada respuesta correcta.

