

Teacher Instructions:

This is a QR code activity. You will need to provide students with a smart device with a app than can scan and read QR codes. [I recommend QR Reader by Scan. It is free and has no adds.](#) The QR codes have audio so be sure the sound is turned on when scanning.

Print in color on white cardstock. Laminate for durability and cut cards apart. Make multiple copies of the answer recording sheet. Students will need clothespins, dry erase markers or any other small manipulative to indicate the correct answers.


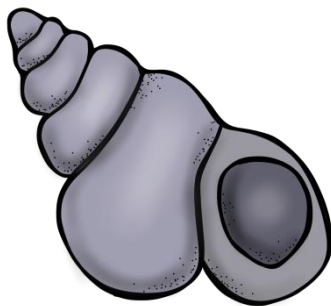
This activity can be used during small group instruction or as an independent practice station.

How to use:

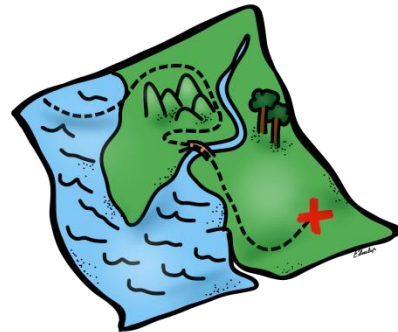
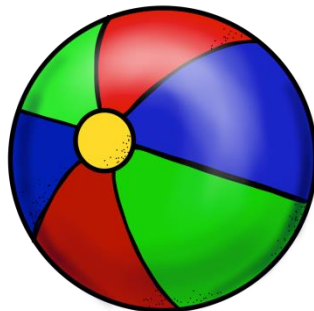
Select a card. Scan the QR code and listen to the syllable. Find the picture that begins with that syllable sound. Color the answers on the answer recording sheet. When you finish all 12 cards, scan the QR code on the answer recording sheet to check your work.






1



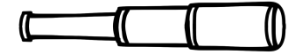
2



3

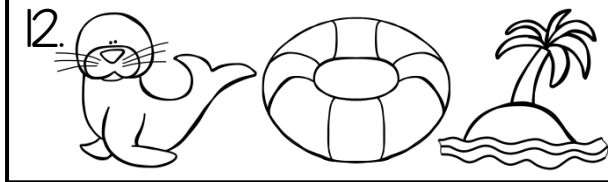
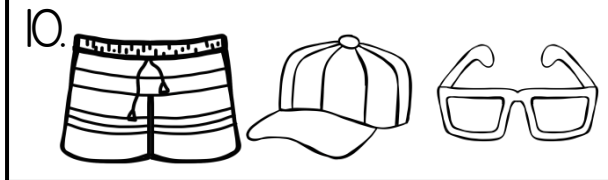


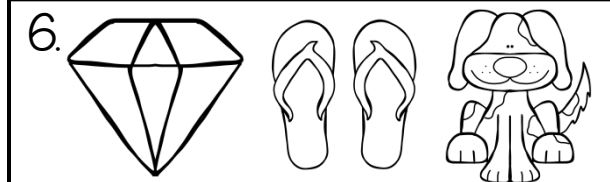



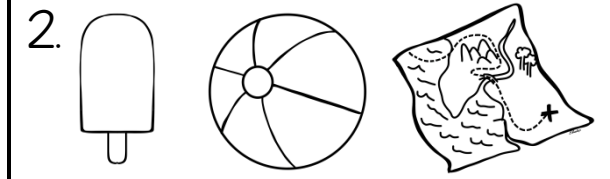



Silabas



Nombre: _____


Colorea las respuestas.



Escanea el código QR y revisa tus respuestas.



Colorea un sombrero de pirata por cada respuesta correcta.



Teacher Instructions:

This is a QR code activity. You will need to provide students with a smart device with a app than can scan and read QR codes. [I recommend QR Reader by Scan. It is free and has no adds.](#) The QR codes have audio so be sure the sound is turned on when scanning.

Print in color on white cardstock. Laminate for durability and cut cards apart. Make multiple copies of the answer recording sheet. Students will need clothespins, dry erase markers or any other small manipulative to indicate the correct answers.

This activity can be used during small group instruction or as an independent practice station.

How to use:

Select a card. Scan the QR code and listen to the syllable. Mark the syllable you hear. Record your answers on the answer recording sheet. When you finish all 12 cards, scan the QR code on the answer recording sheet to check your work.



1



© Nancy Alvarez 2015

si



sa



so



2



© Nancy Alvarez 2015

po



fo



no



3



© Nancy Alvarez 2015

te



me



re



4



© Nancy Alvarez 2015

vu



ru



tu



Silabas




Nombre: _____

Escribe las sílabas.




1.
2.
3.
4.
5.
6.

7.
8.
9.
10.
11.
12.

Escanea el código QR y revisa tus respuestas.



Colorea una joya por cada respuesta correcta.



Teacher Instructions:

This is a QR code activity. You will need to provide students with a smart device with a app than can scan and read QR codes. [I recommend QR Reader by Scan. It is free and has no adds.](#) The QR codes have audio so be sure the sound is turned on when scanning.

Print in color on white cardstock. Laminate for durability and cut cards apart. Make multiple copies of the answer recording sheet. Students will need clothespins, dry erase markers or any other small manipulative to indicate the correct answers.

This activity can be used during small group instruction or as an independent practice station.

How to use:

Select a card. Scan the QR code and listen to the syllable. Mark the syllable you hear. Record your answers on the answer recording sheet. When you finish all 12 cards, scan the QR code on the answer recording sheet to check your work.



mo

vo

to



1



© Nancy Alvarez 2015

li

mi

si



2



© Nancy Alvarez 2015


ra

re

ri



3



© Nancy Alvarez 2015

chi

si

bi



4



Nombre: _____

Escribe las sílabas.


Sílabas



1.
2.
3.
4.
5.
6.

7.
8.
9.
10.
11.
12.

Escanea el código QR y revisa tus respuestas.



Colorea una concha por cada respuesta correcta.

