

Preparation Instructions

Print in color on white cardstock. Laminate for durability and cut cards apart. Make multiple copies of the answer recording sheet. (Optional: print student friendly instructions.) Staple or tape cards around the room or place them at a center.

Teaching Tip: Review the name of the pictures ahead of time.

Provide students with a smart device with an app that can scan and read QR codes. If you don't already have a QR code scanner app on your smart device, you may want to download this one <http://apple.co/lqv52BT> from the iTunes store for FREE. It is easy to use and has no ads.

How to Use

Write the name of each picture on your answer recording sheet. Using a smart device such as an iPad or iPhone, scan the QR code to check your spelling. Color the shell next to each word you spelled correctly.



1




A cartoon girl with blonde hair in pigtails, wearing sunglasses, a pink polka-dot swimsuit, and tan flip-flops. To her right is a silver kettle with a red arrow pointing to a white cloud of steam rising from it. The background is a blue pattern of white swirls.




www.teachingwithnancy.com

2



A cartoon boy with curly brown hair, wearing a blue towel around his neck, orange shorts with black and yellow patterns, and tan flip-flops. To his right is a pair of grey mouse-shaped slippers with pink accents. The background is a blue pattern of white swirls.



www.teachingwithnancy.com

3




A cartoon girl with dark hair in buns, wearing sunglasses with pink flowers, a pink swimsuit with a white flower, a pink bag, and tan flip-flops. To her right is a green snake with brown spots and a yellow belly. The background is a blue pattern of white swirls.




www.teachingwithnancy.com

4




A cartoon boy with a snorkel mask and a blue plaid swim cap stands next to a girl with blonde pigtails swinging happily on a swing set. The background is a blue pattern of white swirls.



www.teachingwithnancy.com

Write, Scan and Color


1



2











3










Name: _____



Write the name of each picture. Scan the QR code to check your spelling. Color the seashell next to each word you spelled correctly.

1.	
2.	
3.	
4.	
5.	
6.	
7.	
8.	

9.	
10.	
11.	
12.	
13.	
14.	
15.	
16.	