

Sílabas Iniciales

Spanish Initial Syllable Stations



Spanish Early Literacy PreK-K

Preparation Instructions: Print in color on white cardstock. Laminate for durability. Cut picture cards apart. Cut syllable cards apart leaving an empty square on each side of the syllable. (Optional: add Velcro to the picture cards.)

How to use:

Read the syllable on the syllable cards and find two pictures that begin with that syllable. This is a practice activity, there is no answer recording sheet. Differentiate this activity by adding or reducing the number of picture and syllable cards.

Answers:

llama-llama, rosa-robot, chicle-chicharos, gato-gallo, foco-foca, cofre-conejo, pirata-piña, barril-ballena, nube-nuez, tiburón-tijeras, lápiz-labios, toro-tortuga




fo


@www.teachingwithnancy.com

co

@www.teachingwithnancy.com




@www.teachingwithnancy.com




@www.teachingwithnancy.com




@www.teachingwithnancy.com



@www.teachingwithnancy.com



@www.teachingwithnancy.com



@www.teachingwithnancy.com

Preparation Instructions: Print in color on white cardstock. Laminate for durability. Cut cards apart. Make multiple copies of the answer recording sheet. To use the scan and check feature, provide your students with a smart device with an app that can read QR codes.

If you do not already have a QR code reader app, here is one I recommend. It is free, has no ads and is kid friendly.




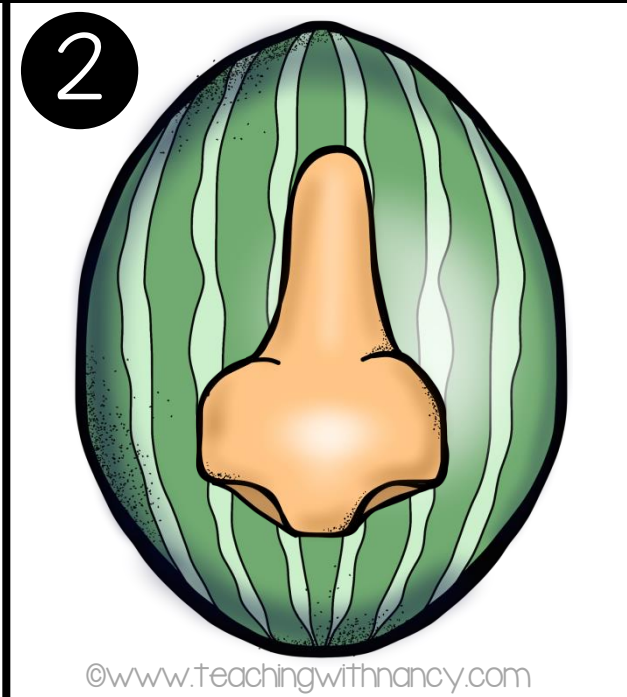



<https://itunes.apple.com/us/app/qr-code-reader-by-scan/id698925807?mt=8>

How to use:

Match pictures to their initial syllable sound. Write your answers on the answer recoding sheet. When you are finished scan the QR code to check your work.





Nombre:


Sílabas Iniciales

Escanea el
código QR y
revisa tus
respuestas.



1.	2.	3.	4.
5.	6.	7.	8.
9.	10.	11.	12.

Colorea una rebanada de sandia por
cada respuesta correcta.



Preparation Instructions: Print in color on white cardstock. Laminate for durability. Cut cards apart. Make multiple copies of the answer recording sheet. Provide students with clothespins, dry erase markers or small manipulatives so they may indicate the correct answers.

To use the scan and check feature, provide your students with a smart device with an app that can read QR codes. If you do not already have a QR code reader app, here is one I recommend. It is free, has no ads and is kid friendly.





<https://itunes.apple.com/us/app/qr-code-reader-by-scan/id698925807?mt=8>



How to use: Read the syllable at the bottom of the card. Say the name of the two pictures aloud listening for the initial syllable. Mark the picture that begins with that syllable sound. Circle or color the answer on the answer recording sheet. Scan the QR code to check your work.




1





2



3



4






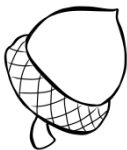

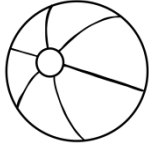



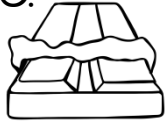















Nombre: _____




Sílabas Iniciales

Escanea el
código QR y
revisa tus
respuestas.



1.  	2.  	3.  	4.  
5.   	6.  	7.  	8.  
9.  	10.  	11.  	12.  

Colorea una rebanada de sandia por cada
respuesta correcta.



Preparation Instructions: Print in color on white cardstock. Laminate for durability. Cut cards apart. Make multiple copies of the answer recording sheet. Provide students with clothespins, dry erase markers or small manipulatives so they may indicate the correct answers.

To use the scan and check feature, provide your students with a smart device with an app that can read QR codes. If you do not already have a QR code reader app, here is one I recommend. It is free, has no ads and is kid friendly.




<https://itunes.apple.com/us/app/qr-code-reader-by-scan/id698925807?mt=8>

How to use: Look at the picture. Say it aloud listening for the initial syllable. Look at the three answer choices, mark the correct answer. Write the answers on the answer recording sheet. Scan the QR code to check your work.



1



© www.teachingwithnancy.com

ni

na

nu

2



© www.teachingwithnancy.com

li

la

lu

3




© www.teachingwithnancy.com

lo

li

lu

4



© www.teachingwithnancy.com

nu

na

no

Nombre:

1.	2.	3.	4.
5.	6.	7.	8.
9.	10.	11.	12.

Sílabas Iniciales

Escanea el
código QR y
revisa tus
respuestas.



Colorea una rebanada de sandia por cada respuesta correcta.

