

# Rimas

## Spanish Rhyming Stations



Spanish Early Literacy PreK-1st



Preparation Instructions: Print in color on white cardstock. Laminate for durability. Cut cards apart. Make multiple copies of the answer recording sheet. To use the scan and check feature, provide your students with a smart device with an app that can read QR codes.

If you do not already have a QR code reader app, here is one I recommend. It is free, has no ads and is kid friendly.



<https://itunes.apple.com/us/app/qr-code-reader-by-scan/id698925807?mt=8>

How to use:


1. Look at the picture inside the bug jar and say it aloud.
2. Say the name of the other three pictures aloud listening for the one that rhymes with the picture in the jar.
3. Indicate the correct answer by circling or clipping the bug under the picture that makes a rhyme.
4. Record your answer on the answer recording sheet by coloring or circling.
5. Scan the QR code to check your work.



1



© www.teachingwithnancy.com





lombriz - nariz

2













© www.teachingwithnancy.com




hueso - queso

# Rimas

Nombre: \_\_\_\_\_



Escanea el código QR y revisa tus respuestas.










Preparation Instructions: Print in color on white cardstock. Laminate for durability. Cut cards apart. Make multiple copies of the answer recording sheet. To use the scan and check feature, provide your students with a smart device with an app that can read QR codes.

How to use:

1. Choose a card.
2. Say the name of both pictures aloud. Listen to hear if they rhyme.
3. Mark the thumbs-up or thumbs-down to indicate if the words rhyme.
4. Record answers on the answer recording sheet by coloring or circling.
5. Scan the QR code on the answer recording sheet when you are done and check your work.





© www.teachingwithnancy.com

© www.teachingwithnancy.com

























© www.teachingwithnancy.com

© www.teachingwithnancy.com

1. ballena - cadena 2. libélula - caretila 3. noche - coche 4. tres - pez

# ¿Riman?


Nombre: \_\_\_\_\_

1.  	7.  
2.  	8.  
3.  	9.  
4.  	10.  
5.  	11.  
6.  	12.  

Escanea el código QR y  
revisa tus respuestas.



Colorea una mariquita por  
cada respuesta correcta.





Preparation Instructions: Print in color on white cardstock. Laminate for durability. Cut cards apart. Make multiple copies of the answer recording sheet. To use the scan and check feature, provide your students with a smart device with an app that can read QR codes.


How to use:

1. Choose a card.
2. Say the name of all three pictures aloud. Listen for the one that does NOT rhyme.
3. On the answer recording sheet color or circle the picture that does NOT rhyme.
4. Scan the QR code on the answer recording sheet when you are done and check your work.





1




©www.teachingwithnancy.com

4



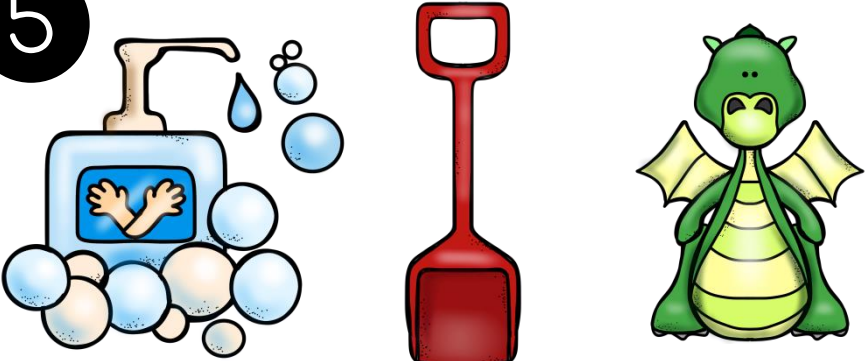
©www.teachingwithnancy.com

2




©www.teachingwithnancy.com

5



©www.teachingwithnancy.com

3



©www.teachingwithnancy.com

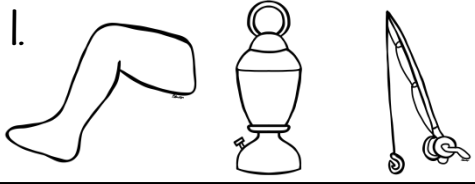




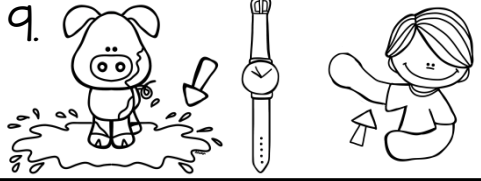


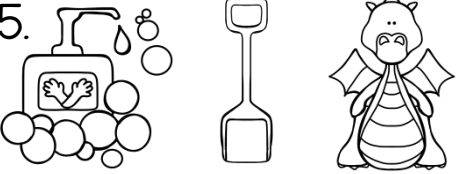



6




©www.teachingwithnancy.com


# Rimas

Nombre: \_\_\_\_\_

1. 	7. 
2. 	8. 
3. 	9. 
4. 	10. 
5. 	11. 
6. 	12. 



Escanea el código QR y revisa tus respuestas.



Colorea una mariposa por cada respuesta correcta.

