

# Not in the Family

## Fact Family Task Cards



Early Math K-1st

# Preparation Instructions

Print in color on white cardstock. Laminate for durability and cut cards apart. Make multiple copies of the answer recording sheets. Provide students with dry erase markers, clothespins or small manipulatives so they can indicate the correct answer on the card.

## Scan and Check Feature

Provide students with a smart device with an app that can scan and read QR codes. If you don't already have a QR code scanner app on your smart device, you may want to download this one <http://apple.co/lqv52BT> from the iTunes store. It is FREE, easy to use and has no ads.

## How to Use

### Independent Station or Small Group

Select a card. Look at the four numbers on the card and determine which one does NOT belong in the fact family. Indicate the answer by clipping a clothespin over it or circling it with a dry erase marker. Then, write two addition and two subtraction fact sentences using the three numbers that are left. After completing all 8 task cards, scan the QR code on the answer recording sheet and check your work.



3

1



4

5

2



3

7

© www.teachingwithnancy.com

2

2

© www.teachingwithnancy.com

4

1

3



8

6

4



5

6

© www.teachingwithnancy.com

2

10

© www.teachingwithnancy.com

4

Name: \_\_\_\_\_

# Not in the Fact Family

Write the addition and subtraction sentences for each fact family.

1


2


3


4



5


6


7


8


Scan the QR code to check your work.



Color one carrot for every correct answer.



0

1



5

1

2




6

7

12

2



4

© www.teachingwithnancy.com

© www.teachingwithnancy.com

3


3



6

10

4



2

1

4

5

8

© www.teachingwithnancy.com

© www.teachingwithnancy.com

Name: \_\_\_\_\_

# Not in the Fact Family

Write the addition and subtraction sentences for each fact family.

1


2


3


4



5


6

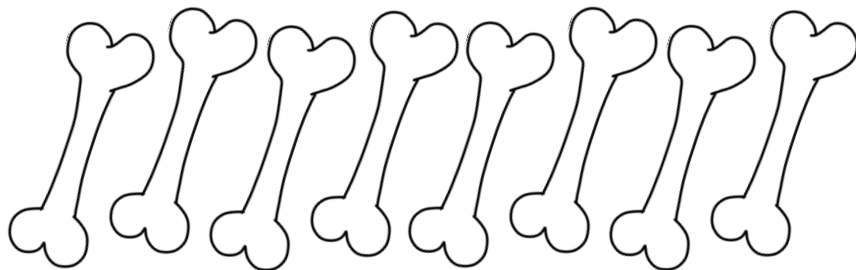

7


8


Scan the QR code to check your work.



Color one bone for every correct answer.



3

1



7

8

2



10

6

1

2

11

© www.teachingwithnancy.com

© www.teachingwithnancy.com

11

3



10

9

4



8

1

2

3

12

© www.teachingwithnancy.com

© www.teachingwithnancy.com

Name: \_\_\_\_\_

# Not in the Fact Family

Write the addition and subtraction sentences for each fact family.

1


2


3


4



5


6



7


8


Scan the QR code to check your work.



Color one bone for every correct answer.





5

1



©www.teachingwithnancy.com

6

5

2



©www.teachingwithnancy.com

7

12

11

6

4

4

3



©www.teachingwithnancy.com

2

3

4



©www.teachingwithnancy.com

3

6

1

8

4

Name: \_\_\_\_\_

# Not in the Fact Family

Write the addition and subtraction sentences for each fact family.

1


2


3


4



5


6


7


8


Scan the QR code to check your work.



Color a can of fish food for every correct answer.

