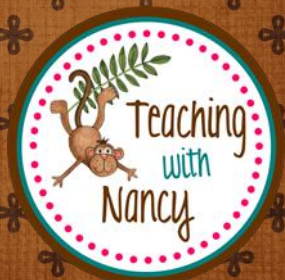


¿Riman?

Spanish Rhyming Station



Spanish Early Literacy PreK-1st

Preparation Instructions

Print in color on white cardstock. Laminate for durability and cut cards apart. Make multiple copies of the answer recording sheet. (Optional: clothespins or paperclips to secure flap down.)

Provide students with a smart device with an app that can scan and read QR codes. If you don't already have a QR code scanner app on your smart device, you may want to download this one <http://apple.co/lqv52BT> from the iTunes store for FREE. It is easy to use and has no ads.

How to Use

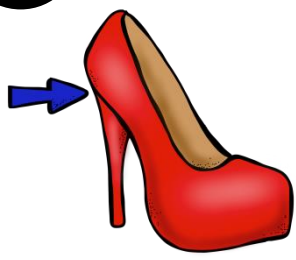
1. Choose a card.
2. Say both words aloud listening for a rhyme.
3. On the answer recording sheet mark the thumbs-up if the two words rhyme or the thumbs-down if they do not rhyme. Unfold the flap to reveal the answer and check your work.
4. To check all the answers at once, scan the QR code on the answer recording sheet and check your work.

Answers

1. tacón - jabón
2. cama - llama
3. lombriz - nariz
4. oveja - granero
5. árbol - salvavidas
6. pala - koala
7. barrer - correr
8. chicote - bigote
9. tiburón - bastón
10. serpiente - diente
11. cartera - ancla
12. pelota - gaviota




1




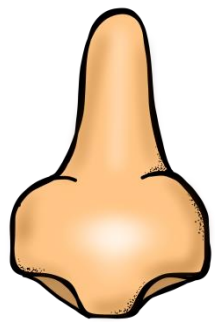

www.teachingwithnancy.com

2





www.teachingwithnancy.com

3



www.teachingwithnancy.com

























4



www.teachingwithnancy.com

¿Riman?

Nombre: _____

1.  	7.  
2.  	8.  
3.  	9.  
4.  	10.  
5.  	11.  
6.  	12.  

Escanea el código QR y revisa tus respuestas.



Colorea una bellota por cada respuesta correcta.

