

Sílabas Iniciales

Spanish Word Work



Spanish Early Literacy PreK-1st

Preparation Instructions

Print in color on white cardstock. Laminate for durability and cut cards apart.

How to Use

Independent Station

Use picture and syllable cards to play a traditional memory game. **Teaching Tip:** Differentiate by providing some or all the cards. Review the vocabulary (names of pictures) ahead of time.

Transition Activity

Pass out a picture card to half the class and a syllable card to the other half. Say one of the syllables aloud. The student holding the picture card that begins with that syllable and student holding that syllable may (line up, go to centers, etc.)

Whole Group Activity

Pass out a picture card to half the class and a syllable card to the other half. Ask students to find the classmate that is holding the picture or syllable card that makes a match with theirs.

Answers

llave, gasolina,
dado, yema, bebé,
vela, tiburón,
micrófono, kiwi,
fotos, sofá,
chocolate, lupa,
nudo, culebra





© www.teachingwithnancy.com



© www.teachingwithnancy.com



© www.teachingwithnancy.com

lla



© www.teachingwithnancy.com

ga




© www.teachingwithnancy.com


da



© www.teachingwithnancy.com



© www.teachingwithnancy.com



© www.teachingwithnancy.com



© www.teachingwithnancy.com



© www.teachingwithnancy.com



© www.teachingwithnancy.com



© www.teachingwithnancy.com

Preparation Instructions

Print in color on white cardstock. Laminate for durability and cut cards apart leaving a blank square on each side of the syllable (see photograph example below). Optional: Add Velcro to the back of the picture cards.

How to Use

Independent Station

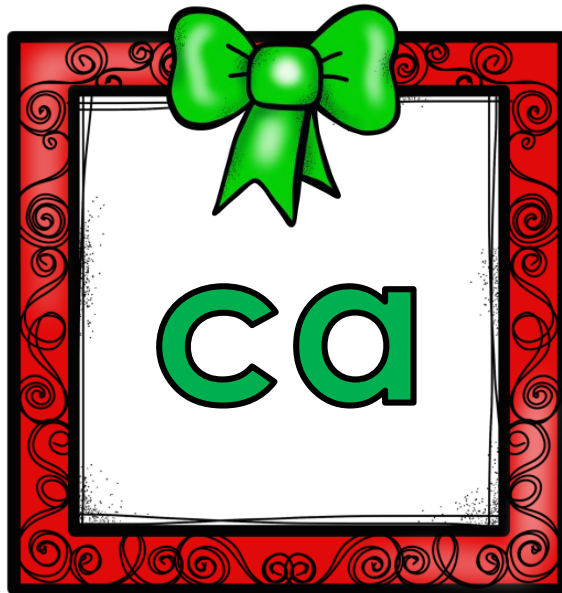
Choose a card. Read the syllable. Find two picture cards that begin with that syllable sound. **Teaching Tip:** Differentiate by providing some or all the cards. Review the vocabulary (names of pictures) ahead of time.

Example





© www.teachingwithnancy.com



© www.teachingwithnancy.com



© www.teachingwithnancy.com




© www.teachingwithnancy.com

Picture Names: mapa, mano, calle, calabaza, taza, tacón




© www.teachingwithnancy.com



© www.teachingwithnancy.com



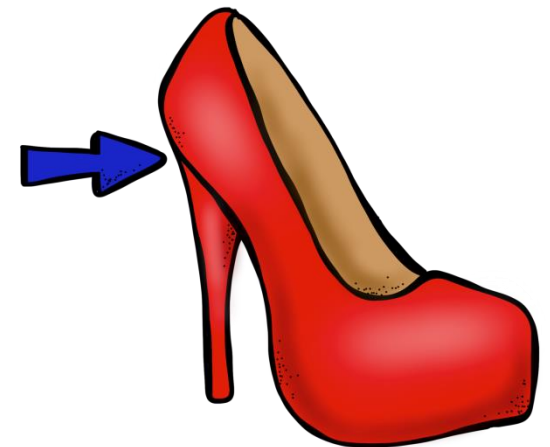
© www.teachingwithnancy.com



© www.teachingwithnancy.com



© www.teachingwithnancy.com




© www.teachingwithnancy.com

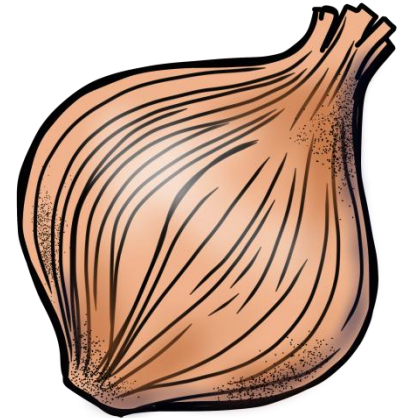
Picture Names: reloj, regalo, pera, pegamento, cebolla, cerebro



© www.teachingwithnancy.com



© www.teachingwithnancy.com



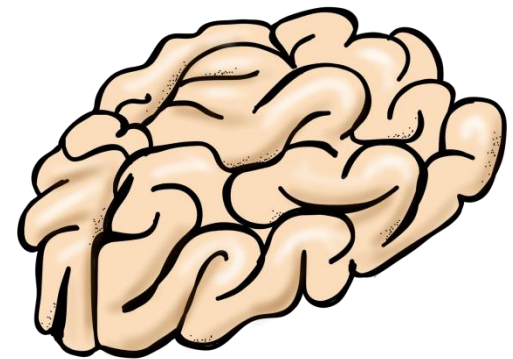
© www.teachingwithnancy.com



© www.teachingwithnancy.com



© www.teachingwithnancy.com



© www.teachingwithnancy.com

Preparation Instructions

Print in color on white cardstock. Laminate for durability and cut cards apart. Make multiple copies of the answer recording sheet. Provide students with dry erase markers, clothespins or small manipulatives so they can indicate the correct answer on the card. Note: There are two sets of this activity that look almost identical. The sets are color coded, black set and blue set. **Teacher Tip:** Make sure the answer recording sheet matches the clip card set students are working with.

Scan and Check Feature

Provide students with a smart device with an app that can scan and read QR codes. If you don't already have a QR code scanner app on your smart device, you may want to download this one <http://apple.co/lqv52BT> from the iTunes store. It is FREE, easy to use and has no ads.

How to Use

Independent Station or Small Group

Look at the picture. Say its name aloud. Mark the initial syllable you hear when you say the name of the picture. Write the answers on the answer recording sheet. Scan the QR code when you are finished to check your work. **Teacher Tip:** Review vocabulary (name of pictures) ahead of time.


Answers

Set rojo: chicharos, gasolina, tina, teléfono, sirena, bocina, moto, luna, rama, mochila, karate, leche

Set verde: pelota, koala, nariz, bellota, nido, bicicleta, zorro, ballena, paleta, jirafa, tetera, gallo

Example

Set Rojo



Set Verde



1




© www.teachingwithnancy.com

chi

che

chu

2



© www.teachingwithnancy.com

ma

me

mi

3



© www.teachingwithnancy.com

te

tu

ti

4



© www.teachingwithnancy.com

ta

te

to

Sílaba Inicial


Nombre: _____

Escribe la sílaba inicial.

1.
2.
3.
4.
5.
6.

7.
8.
9.
10.
11.
12.

Escanea el código QR y revisa tus respuestas.



Colorea un regalo por cada respuesta correcta.



1



po

pe

pu

© www.teachingwithnancy.com

2



ki

ka

ko

© www.teachingwithnancy.com

3



no

nu

na

© www.teachingwithnancy.com

4



be

bi

bo

© www.teachingwithnancy.com

Sílaba Inicial

Nombre: _____

Escribe la sílaba inicial.

1.	pe
2.	ko
3.	na
4.	be
5.	ni
6.	bi

7.	zo
8.	ba
9.	pa
10.	ji
11.	te
12.	ga

Escanea el código QR y revisa tus respuestas.



Colorea un regalo por cada respuesta correcta.



Preparation Instructions

Print in color on white cardstock. Laminate for durability and cut cards apart. Make multiple copies of the answer recording sheet. Provide students with dry erase markers, clothespins or small manipulatives so they can indicate the correct answer on the card.

Scan and Check Feature

Provide students with a smart device with an app that can scan and read QR codes. If you don't already have a QR code scanner app on your smart device, you may want to download this one <http://apple.co/lqv52BT> from the iTunes store. It is FREE, easy to use and has no ads.

How to Use

Independent Station or Small Group

Look at the picture in the box. Say its name aloud. Mark the initial syllable you hear when you say the name of the picture. Write the answers on the answer recording sheet. Scan the QR code when you are finished to check your work. **Teacher Tip:** Review vocabulary (name of pictures) ahead of time.

Answers

ratón, perro,
queso, medalla,
niño, lima, mitón,
kiwi, corazon,
gorra, bota, mono,
lluvia, búho, jugo,
musculo



la

ga

ra



www.teachingwithnancy.com

da

ba

fa




www.teachingwithnancy.com

ta

pa

ca



www.teachingwithnancy.com

llu

lla

lle



www.teachingwithnancy.com

Sílaba Inicial

Nombre: _____

Escribe las sílabas.

1.
2.
3.
4.
5.

6.
7.
8.
9.
10.

11.
12.
13.
14.
15.

16.
17.
18.
19.
20.

©www.teachingwithnancy.com

Escanea el código QR y revisa tus respuestas.

