

Categories

What color does not belong?




Early Math PreK-K

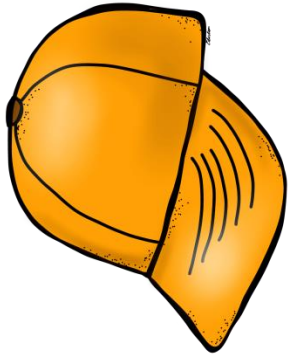

Preparation Instructions

Print in color on white cardstock. Laminate for durability and cut cards apart. Provide students with clothespins, counters or small manipulatives so they may indicate the correct answer.


How to Use

Choose a card. Look at the four pictures. Find the relationship among the pictures. Identify the picture that does not fit the category.













www.teachingwithnancy.com





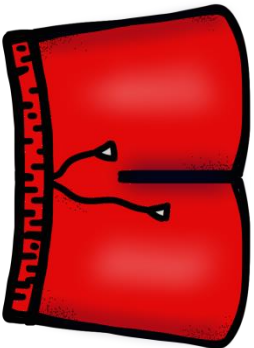
www.teachingwithnancy.com



www.teachingwithnancy.com



www.teachingwithnancy.com



Categories

What picture does not belong?




Early Science PreK-K


Preparation Instructions

Print in color on white cardstock. Laminate for durability and cut cards apart. Provide students with clothespins, counters or small manipulatives so they may indicate the correct answer.


How to Use

Choose a card. Look at the four pictures. Find the relationship among the pictures. Identify the picture that does not fit the category.












www.teachingwithnancy.com



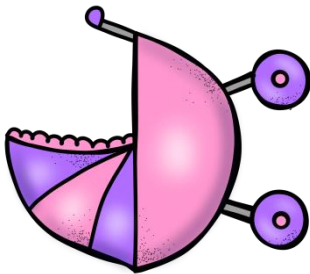

www.teachingwithnancy.com



www.teachingwithnancy.com



www.teachingwithnancy.com



Categories

What shape does not belong?



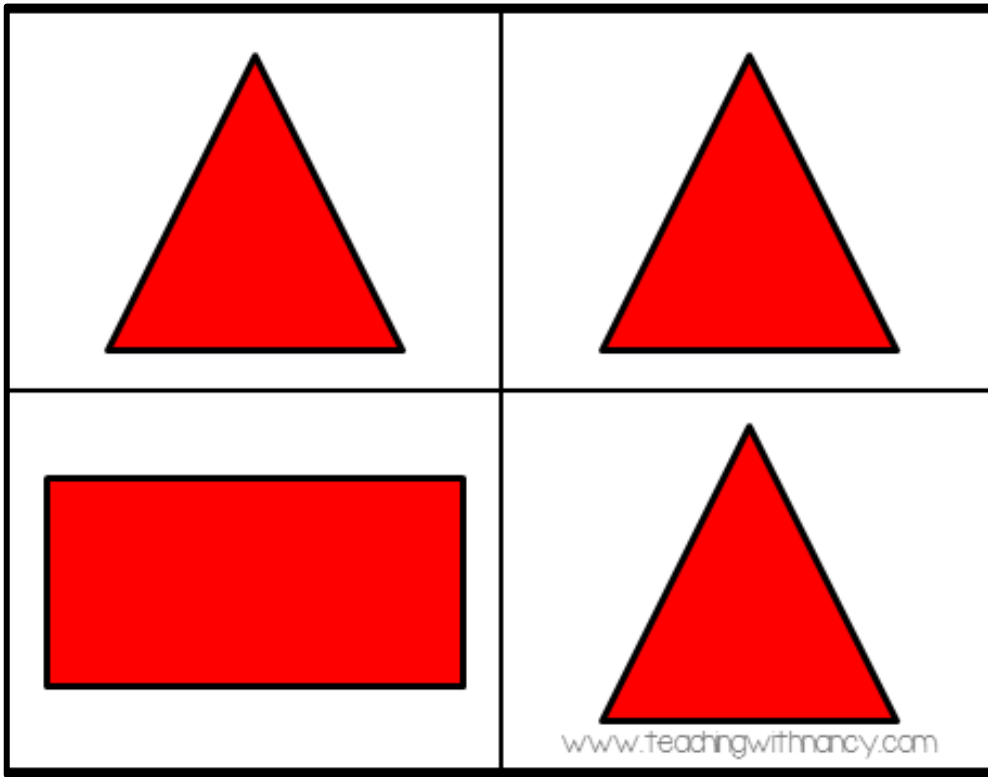
Early Math PreK-K



Preparation Instructions

Print in color on white cardstock. Laminate for durability and cut cards apart. Provide students with clothespins, counters or small manipulatives so they may indicate the correct answer.

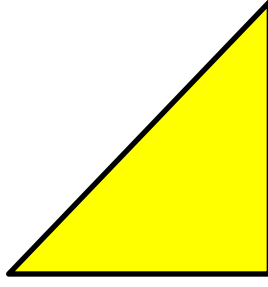
How to Use

Choose a card. Look at the four pictures. Find the relationship among the pictures. Identify the picture that does not fit the category.











www.teachingwithnancy.com







www.teachingwithnancy.com



www.teachingwithnancy.com



www.teachingwithnancy.com



Categories

What size does not belong?



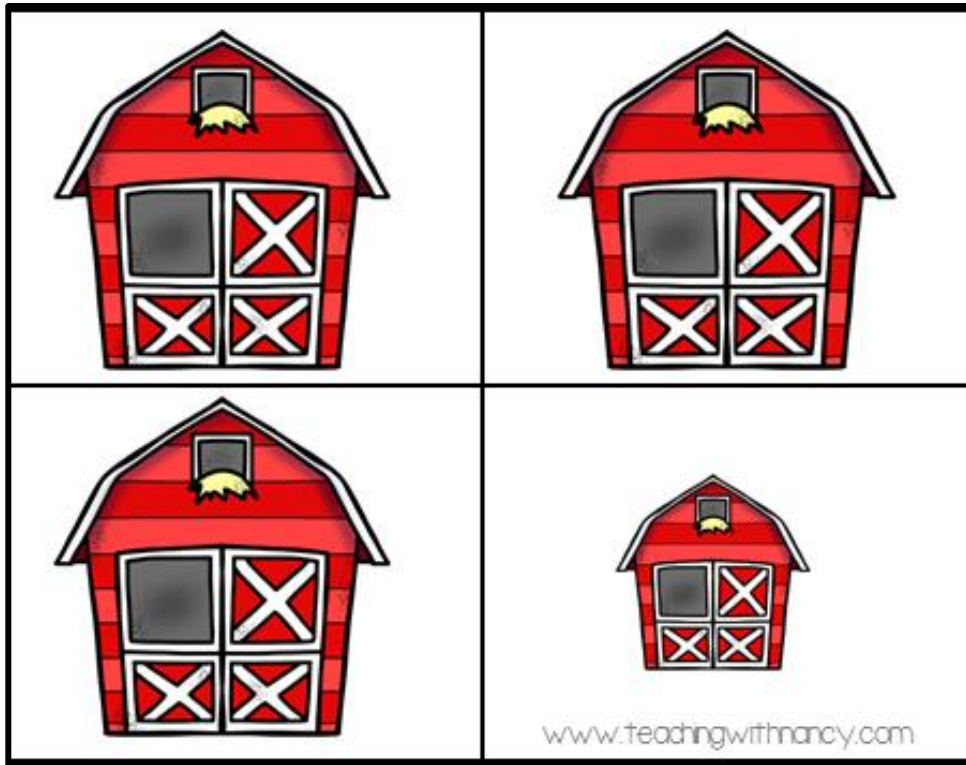
Early Math PreK-K



Preparation Instructions

Print in color on white cardstock. Laminate for durability and cut cards apart. Provide students with clothespins, counters or small manipulatives so they may indicate the correct answer.

How to Use

Choose a card. Look at the four pictures. Find the relationship among the pictures. Identify the picture that does not fit the category.










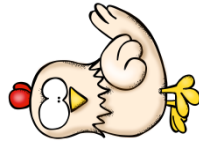
www.teachingwithnancy.com



www.teachingwithnancy.com



www.teachingwithnancy.com



www.teachingwithnancy.com

