






Preparation Instructions

Print in color on white cardstock. Laminate for durability and cut cards apart. Provide students with clothespins, counters or small manipulatives so they may indicate the correct answer.

How to Use



Choose a card. Look at the four pictures. Find the relationship among the pictures. Identify the picture that does not fit the category.





www.teachingwithnancy.com

www.teachingwithnancy.com



www.teachingwithnancy.com

www.teachingwithnancy.com