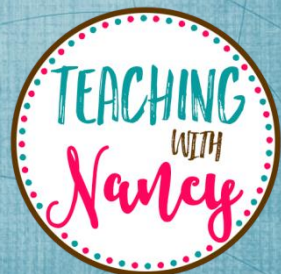


Sonidos Iniciales

Spanish Initial Sounds Stations



Spanish Word Work PreK-K

Preparation Instructions

Print in color on white cardstock. Laminate for durability and cut strips apart. To indicate the answers, students may clip a clothespin over the pictures or circle the pictures using a dry erase marker. (Optional: To make this activity self checking, place a stickers or dots on the back of each answer before laminating.

How to Use

Independent Station

Choose a initial sound clip strip . Look at the letter at the top of the strip. Find all the pictures that begin with that letter sound and place a clothespin over them.

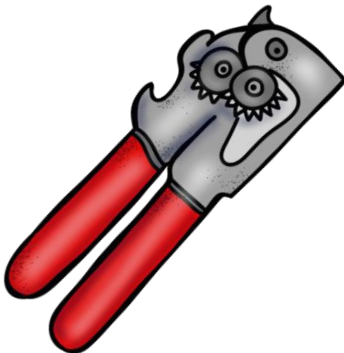
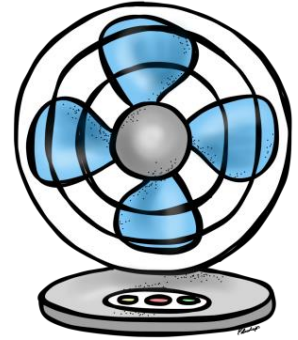


Example



a

b

c



Preparation Instructions

Print in color on white cardstock. Laminate for durability and cut task cards apart. Provide students with dry erase markers or small letter manipulatives.


How to Use

Independent Station or Small Group


Choose an initial sound strip. Look at one picture at a time. Write the sound with a dry erase marker or place the letter manipulative the picture begins with in the box below it.

Example





www.teachingwithnancy.com



www.teachingwithnancy.com