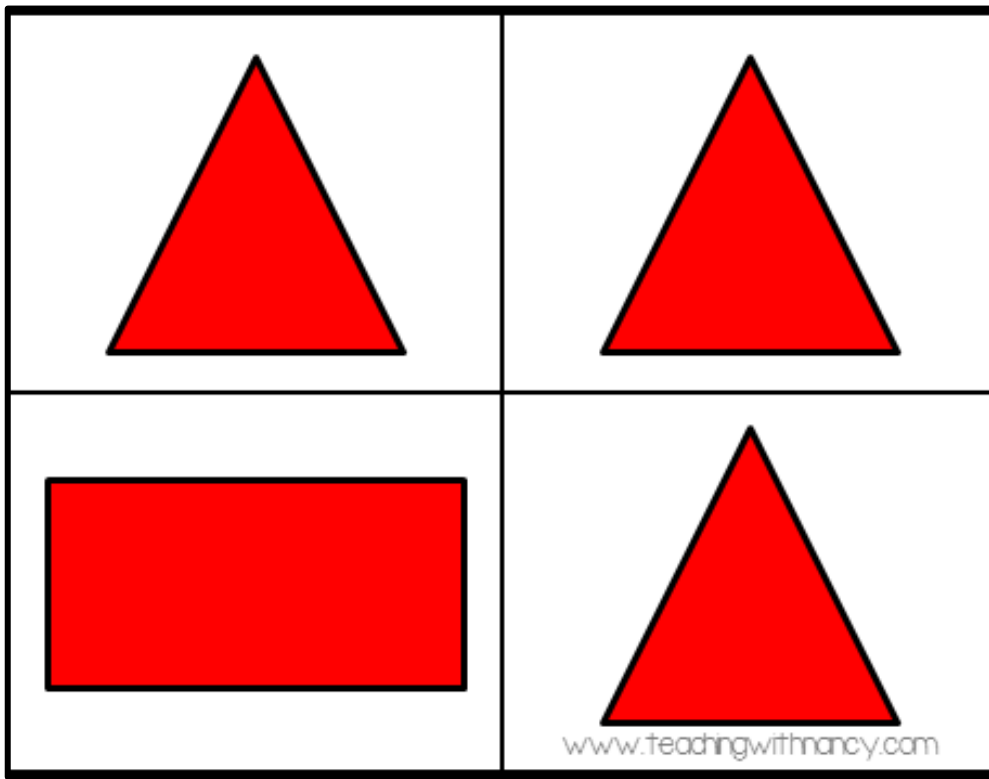








# Preparation Instructions

Print in color on white cardstock. Laminate for durability and cut cards apart. Provide students with clothespins, counters or small manipulatives so they may indicate the correct answer.



## How to Use

Choose a card. Look at the four pictures. Find the relationship among the pictures. Identify the picture that does not fit the category.













[www.teachingwithnancy.com](http://www.teachingwithnancy.com)



[www.teachingwithnancy.com](http://www.teachingwithnancy.com)



[www.teachingwithnancy.com](http://www.teachingwithnancy.com)



[www.teachingwithnancy.com](http://www.teachingwithnancy.com)